

Chrome River User Manual



Chrome River User Manual

You will see a list of inquiry reports, grouped by application (**Expense, Invoice**

Chrome River User Manual

Report ID	Line Number	Report Name	Trans Date	
19239652	2.0	Pcard Statement 5/10/2019-6/11/2019	06/04/2019	0100
19219164	1.0	Spirit Conference 6/5/19-6/7/19	06/05/2019	0100
19219164	3.0	Spirit Conference 6/5/19-6/7/19	06/05/2019	0100
Total Count:5				1

To remove a filter, tap the funnel icon again and select **Clear**.

Tap any column header to sort results in ascending or descending order. An arrow will indicate the order.



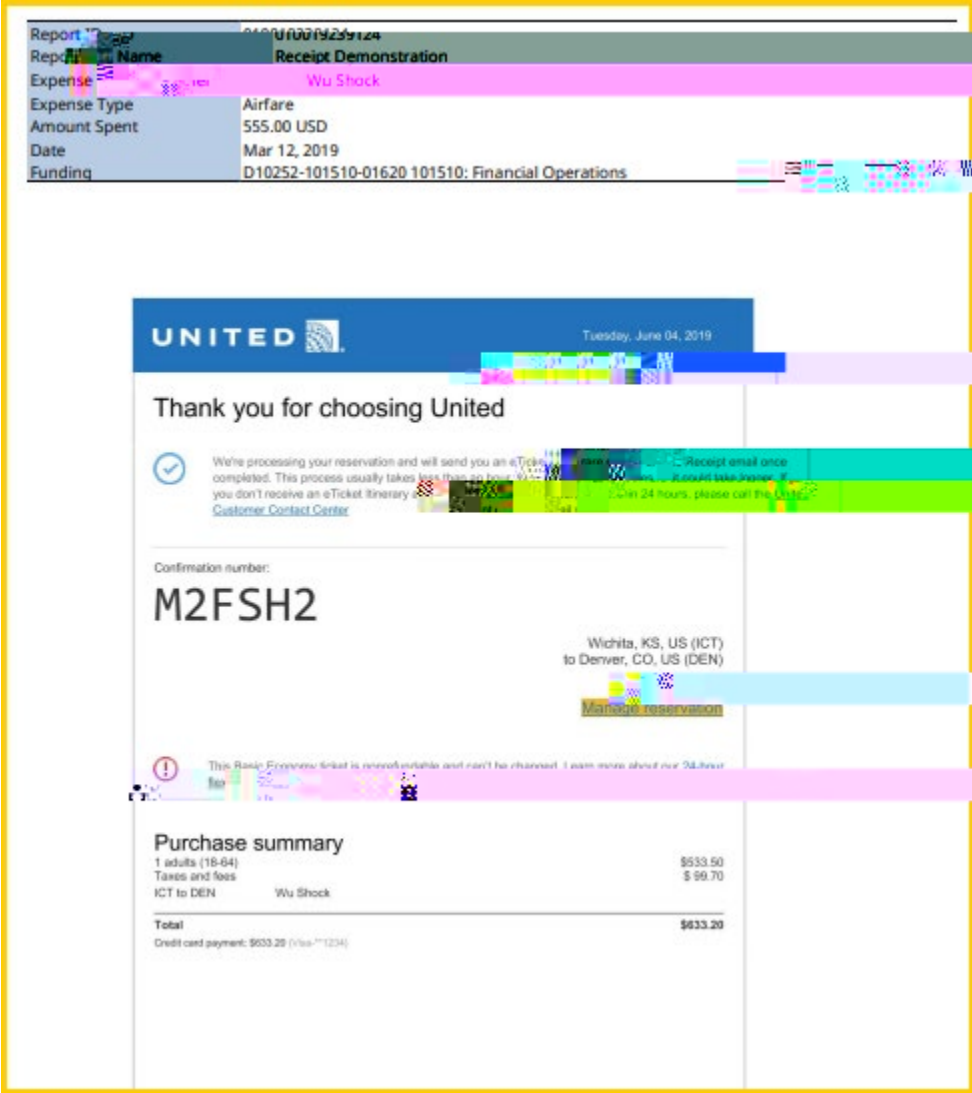
You may group results by any column that has the three-dot icon to the left of its header name.




Chrome River Usmo71.2 (U)1.4M -

Chrome River User Manual

Example of PDF receipt.



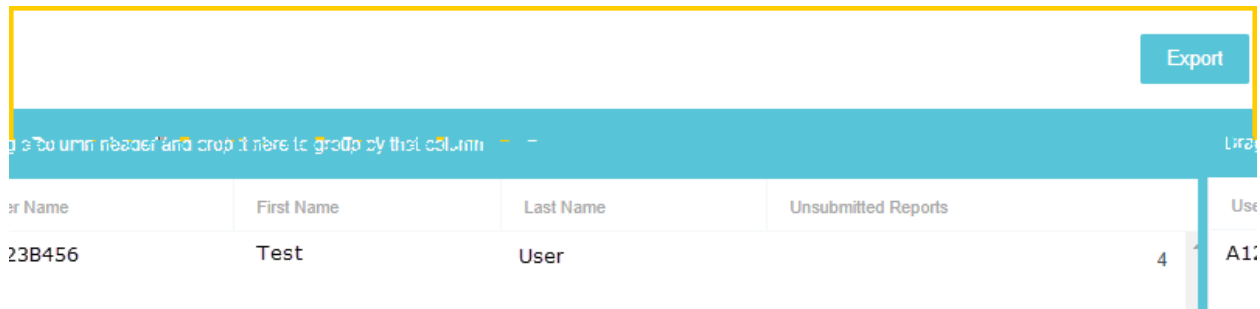
You will receive the message below if the line items are more than 50. You can adjust the number of lines by changing the **Transaction Date** to fewer days. The **Total Count** is shown at the bottom of the report.



Chrome River User Manual

My Delegates

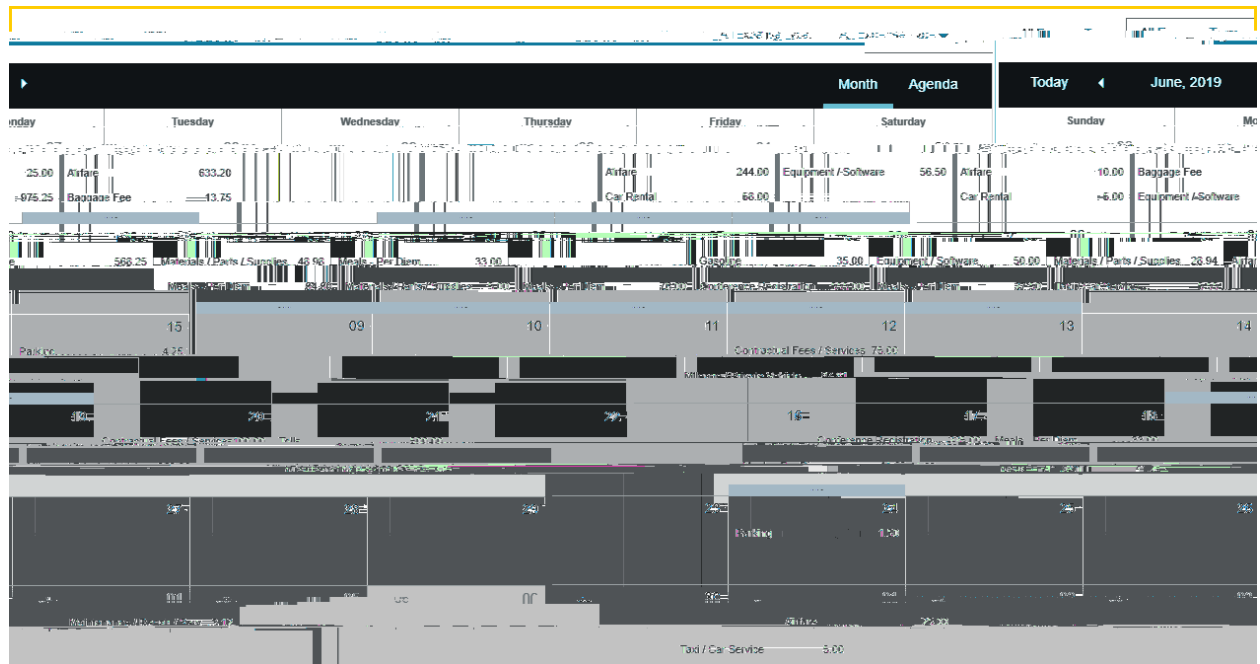
List of people you have entered unsubmitted expenses for.



User Name	First Name	Last Name	Unsubmitted Reports	User
23B456	Test	User	4	A11

My Expense Calendar

Your expenses can be reviewed in the form of a calendar. You can view the calendar by month with the option to view all or specific expense types. By clicking onto an expense within the calendar, you can view the details of a specific expense.





Chrome River User Manual

A second option to view expenses in the form of a list per week is also available. Click, **Agenda** to change the format. Again, w 1.0224RvETE1i fon

Chrome River User Manual



Chrome River User Manual

My Pre-Approval Approvals

Lists all pre-approvals assigned to an approver in every stage of the approval process: approved,