

Program Review Department Report

Click here for the Kansas Board of Regents' instructions and definitions for Program Review.

BARTON SCHOOL OF BUSINESS

FINANCE, REAL ESTATE, AND DECISION SCIENCES

Note: Year is fiscal year (summer, fall, spring). If data are from the fall only, it is from the fall of the fiscal year. For example, FY 2008 is Fall 2007 data.

\$13,072.00	\$12,588.00	\$13,083.11
\$1,646,916.00	\$1,637,035.98	\$1,571,001.99


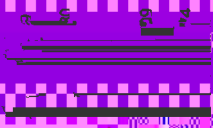
3010.8
4797.6
203.70
0.00
515.40
323.83

4741
177.75
4700
607.45
177.10

4710
248.00
530.74
310.32

4717
383.26
471.06
110.42

5600
244.22
385.86
315.24




Program Review Program Review

BARTON SCHOOL OF BUSINESS

FINANCE, REAL ESTATE, AND DECISION SCIENCES

Year: Year is fiscal year (summer - fall - spring). If data are from the fall only, it is in the fall of the fiscal year. For example, FY 2008 is Fall 2007 and 2008.

FINANCE



BARTON SCHOOL OF BUSINESS

FINANCE, REAL ESTATE, AND DECISION SCIENCES

Note: Year is fiscal year (summer, fall, spring). If data are from the fall only, it is from the fall of the fiscal year. For example, FY 2008 is Fall 2007 data.

LEGAL ASSISTANT

20 6

4

35.71%
25.00%

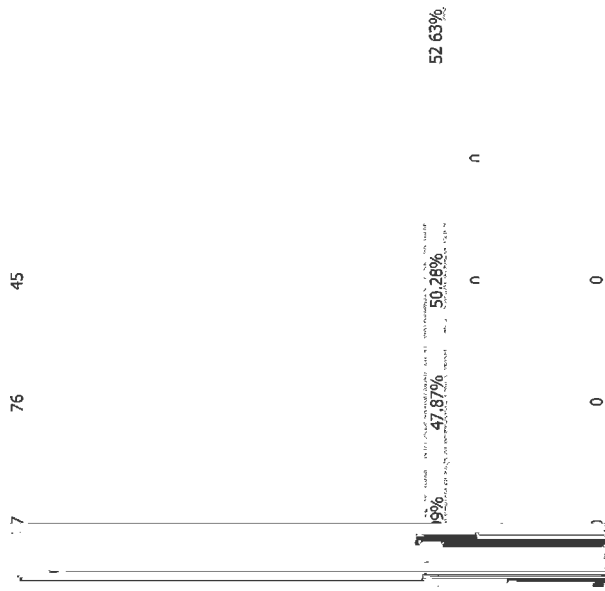
0 0

BARTON SCHOOL OF BUSINESS

FINANCE, REAL ESTATE, AND DECISION SCIENCES

Note: Year is fiscal year (summer, fall, spring). If data are from the fall only, it is from the fall of the fiscal year. For example, FY 2008 is Fall 2007 data

MANAGEMENT INFORMATION SYSTEMS



5760	5690	11	17
2224.67	2450.83	2342.13	4436.00
1843.81	1963.32	2290.76	2362.53
			4032.73
			2286.32
			4669.47
			2402.58

DEPARTMENT OF FINANCE, REAL ESTATE, AND DECISION SCIENCES

[REDACTED]

Finance program is part of the Department of Finance

and Decision Sciences

EDS) in the w Frank Barton School of Business Wichita State University

Wichita

of provides a unique service the Regents Syst

[REDACTED]

Teaching Effectiveness

2002-2008

Journal of Finance, the Journal of Finance WICHITA STATE UNIVERSITY
KANSAS BOARD OF REGENTS PROGRAM REVIEW

1.) Centrality of the program to fulfilling the mission and role of WSU

The e ance, Real Estate ciences
(FR S at the Wichita Sta he finance
maj to em of higher educ of Kansas
and a. entral to meeting t et forth in
statements of the university and the W Frank Barton School of Business and to

[REDACTED]

participating as discussants and chairpersons for numerous sessions. The faculty also provide editorial review for several major finance publications. Faculty members also serve locally on boards of not-for-profit organizations and interact with the local media to share their research.

[REDACTED]

Mission and Objectives

Mission / Objectives

Finance is one of the basic and fundamental business functions. Instructional capabilities in this area must exist in quality business degrees are to be offered. The current program has been designed to contribute to the college's fundamental goals by:

- Providing quality undergraduate, graduate, and professional educational programs in business.
- Preparing students to meet the needs of our local economy.
- Offering instruction in our state-of-the-art facilities.
- Providing a high quality, cost-effective education.
- Offering instruction in our state-of-the-art facilities.
- Providing a high quality, cost-effective education.

[Redacted]

[Redacted]

[Redacted]

finance instruction through a popular telecourse, as well as a program in Professional Financial

[Redacted]

[Redacted]

Timothy M. Craft, Associate Professor of Finance and Barton Finance Fellow

Ph.D., Real Estate (University of Mississippi, Madison); M.S., Finance (University of Illinois, Urbana)

[REDACTED]

and BS, Finance (Illinois State University). Areas of expertise: Pension, Plan Portfolio Allocation, Institutional Investor Behavior, Real Estate Investment Trusts, and Real Estate Valuation.

[REDACTED]

3.) A statement that analyzes the quality of the program as assessed by the curriculum and impact on the students.

Finance (non-graduate) - investments, financial institutions and

markets, and international finance.

Corporate Finance

divers

chita is the corporate headq

This makes it incumbent u

its stu
capita

hniques to deal with the spe
l management, different reg

Needed Improvements

has to be covered by Economics department faculty.

The first obvious improvement would come from and increase in the size of the faculty. Finance 340 and Finance 850 – the two introductory courses – are required courses for all business graduates – undergraduate or graduate, respectively. Given current staffing, most students are taught introductory finance, FIN 340 (required of all business students) and FIN 440 (required of all Finance majors) with one lecturer and several adjuncts. In the last two program reviews, the department suffered from a similar problem, but there were more full-time tenure-track in addition to one lecturer

Program structure

Student Quality

... that the faculty deteriorated somewhat since the

[REDACTED]

Finance Major Course Offering & Enrolled Students (Undergraduate)

Course	FIN 300	FIN 310	FIN 320	FIN 330	FIN 340	FIN 350	FIN 360	FIN 370	FIN 380	FIN 390	FIN 400	FIN 410	FIN 420
Fa 2002	70					20	45						
Spring 2003	69	24		55	55	21	49			39			
Fa 2003				51		22	34						
Spring 2004	66	24		44	52								
Fa 2004	74		18	47		21	20						
Spring 2005		40		50			44			30			
Fa 2005				47	26	27				26			18
Spring 2006	61	40		43	34	30	38			35			
Fa 2006	63		41	52	1		41			38			10
Spring 2007	67									27			62
Fa 2007	65		20	50			54						
				57			27			19			37
	46		21				31		40	33			
						20	30			31			
				37						32			
	79					20	1						20
	47		27				25						
		1											
						20							

Non-Finance Major Course Offering & Enrollments (Undergraduate)

Course	FIN 140Q	FIN 340
Fall 2002	41	254
Spring 2003	57	266
Fall 2003	62	228
Spring 2004	62	256
Fall 2004	44	264
Spring 2005	51	238
Fall 2005	26	249
Spring 2006	37	242
	34	259
Spring 2007	37	259
Fall 2007	43	265
Spring 2008		271

...to the discipline, other programs of the university, and

beyond.

University of the Finance Discipline

versions of the same class. With the average total class size in these courses exceeding 50 students, most of whom are undergraduates, it goes without saying that a true graduate experience is virtually impossible to provide. It has been made clear by the graduate school that this standard measure will cease

The financial management of business firms, whether manufacturing, retailing, wholesaling, or services, is vital to the success of all firms. Many of the finance majors that graduate from the

Formatted: Font color: Black

The data below for 2002 - 2008 was prepared by the Office of Institutional Research at WS

Formatted: Font color: Black

Formatted: Font color: Black

FINANCE	DESCRIPTION	2002	2003	2004	2005	2006	2007	2008
	Section I: Part A: Academic Instruction Expenditures	\$1,454,366		\$1,306,641,570	\$1,535,839	\$1,633,844	\$12,588	\$1,557,919
					\$15,858	\$13,072		3,083
					\$1,551,697		\$1,637,036	\$1,671,002
	Section I: Part B: Student Credit Hour Production	1,711		9,428	363	237	333	204
		10,424		9,428	9,428	9,619	9,528	10,326
		1,054		771	771	706	837	768
			0		0	0	0	0
						10,562		298
	Section I: Part D: Percentage of Departmental SCH taken by:	39.7			33.3	26.5	26	29.4
		0			0	0	0	0
		60.3			66.7	73.5	74	70.6
	Section I: Part E: Departmental Faculty	9			10	10	9	8
		9	5		9	9	7	7
					3	3	5	5
		11			13	14	13	12

Table B: ACT Scores of Undergraduate Jrs., Srs.

- 1. Average ACT Composite 24.1
- 2. Low ACT 15
- 3. High ACT 32
- 4. Number Reporting an ACT Score 65

	22.3	23	22.3	21.8	22.3
12	14	14	14	11	14
30	31	32	32	32	34
92	83	73	71	71	95
			47%		59.38%

Table C: Degrees Conferred

- 1. Associate 61
- 2. Baccalaureate 0
- 3. Masters 0
- 4. First Prof / Specialist / Certificate 0
- 5. Doctorate 0

78	62	57	0	0
0	0	0	0	0
0	0	0	0	0
0	0	0	0	0

DEPARTMENT OF FINANCE, REAL ESTATE, AND DECISION SCIENCES PROGRAM REVIEW

[REDACTED]

quality education that produces graduates who possess the knowledge and ability to function successfully in the

[REDACTED]

business processes and is characterized by a strong knowledge of business processes with practical hands-on knowledge of

[REDACTED]

2002 - 2008
WICHITA STATE UNIVERSITY
KANSAS BOARD OF REGENTS PROGRAM REVIEW

By [REDACTED] fulfilling the mission and role of WSU

[REDACTED]

[REDACTED]

year by the Mortar Board organization.

Intellectual Activities: The MIS faculty are actively engaged in a variety of research activities. The goal is to produce research that can be theoretically meaningful and applicable for practitioners, especially those in an urban setting. We target both elite and high-quality

publications as our research outlets with a high degree of success. Recent publications appear in

[REDACTED]

?

✓

computer and information service fields, most recently in the general aviation industry. The junior faculty member holds a Ph.D. in Business Administration, a M.S. in Management Information Systems, and a B.S. in Business Administration. He also holds a certificate in Project Management and a certificate in Quality Management. He brings a year of teaching experience at another urban university.

[REDACTED]

C) The quality of the program as assessed by the regularly offered curriculum and the effect of the curriculum on the students.

According to the statistics from Institutional Research shown below, there were 278 students declaring MIS as their Major in 2002. This number fell to 101 in 2007 but is up somewhat to 107

[Redacted Table]

Declared Majors in MIS	2002	2003	2004	2005	2006	2007	2008
------------------------	------	------	------	------	------	------	------

in 2008. This slippage followed a tremendous increase in declared majors after initiation of the major in 1998 through 2002. The mean ACT scores for these students have not varied much over the review period, a low of 20.4 in 2004 and a high of 22.2 in 2006, dropping off to 20.7 in 2008. The number of degrees earned in MIS rose to an annual high of 77 in 2003, up from 12 baccalaureate degrees which were conferred in Fall 2000. Course enrollment patterns have closely followed the patterns in Porter School enrollments and the number of declared MIS

[Redacted Table]

D) Demonstrated student needs and employer demands for the program.

The MIS field is integral to an urban university which exists within an even more technologically sophisticated environment. Today, computer-based information systems are an essential part of the products, services and management of organizations. Organizations need people who

understand business processes and who can relate current technology to those processes. The

[REDACTED]

the Americas Conference on Information Systems which provided a discussion of direction that MIS programs at different universities across the country is headed. We take such inputs from Fall 03

these sources and strive to continually improve the program accordingly.

E) The service the program provides to the discipline, other programs at the university, and beyond

Fall 06 10

[REDACTED]

Statistical Overview

The data below for 2002 - 2008 was prepared by the Office of Institutional Research of

Sciences Department: BLAW, DS, FIN, MIS, RE

Formatted: Font color: Black

Formatted: Font color: Black

Formatted: Font color: Black

Formatted: Font color: Black

	6,015	\$1,339,839	\$	33,844	1,624,448	\$1,557,919
1. Salaries/Benefits				3,072	\$12,588	\$13,083
2. Other Contracting Exp.		\$33,264		46,916	1,637,036	\$1,571,002
3. Total	6,015	\$1,339,839	\$	33,844	1,624,448	\$1,557,919
1. Lower Division	1,120	363		37	333	204
2. Masters	424	9,428		619	9,528	10,326
3. Doctoral	754	7,771		706	837	768
4. Doctoral	0	0		0	0	0
5. Total	1,120	9,428		619	9,528	10,326
1. Tenured/Tenure Track Faculty with Terminal Degrees	3.7	40		265	26	294
2. Tenured/Tenure Track Faculty	0.0	0.0		0	0	0
3. Total Tenured Faculty	3.7	40		265	26	294
1. Department	6	66.7		73.5	74	70.6
2. Total Tenured Faculty	6	66.7		73.5	74	70.6
3. Total Tenured Faculty	9.9	106.7		100	100	100
4. Total Tenured Faculty	11	9		14	13	12

ure Track F

nal Faculty

in

