

See e_j a , f , d c ac , cc , , a d
a a a

University of California, Irvine

“... (2001, 2002) ...”




Fig 1. [Illegible text due to heavy redaction]




Fig 2. [Illegible text due to heavy redaction]

E X E I M E N 2: M O I O N A A L L A X A N D O C C L I O N

1. $\frac{1}{2} \frac{d}{dt} (m v^2) = \mathbf{v} \cdot \mathbf{F} = \mathbf{v} \cdot (-\nabla \phi) = -\frac{d\phi}{dt}$
2. $\frac{d}{dt} (m \mathbf{v}) = -\nabla \phi$
3. $\frac{d}{dt} (m \mathbf{v}) = -\nabla \phi$
4. $\frac{d}{dt} (m \mathbf{v}) = -\nabla \phi$
5. $\frac{d}{dt} (m \mathbf{v}) = -\nabla \phi$
6. $\frac{d}{dt} (m \mathbf{v}) = -\nabla \phi$
7. $\frac{d}{dt} (m \mathbf{v}) = -\nabla \phi$
8. $\frac{d}{dt} (m \mathbf{v}) = -\nabla \phi$
9. $\frac{d}{dt} (m \mathbf{v}) = -\nabla \phi$
10. $\frac{d}{dt} (m \mathbf{v}) = -\nabla \phi$

M

Observers. $\frac{d}{dt} (m \mathbf{v}) = -\nabla \phi$ 11 $\frac{d}{dt} (m \mathbf{v}) = -\nabla \phi$
 $\frac{d}{dt} (m \mathbf{v}) = -\nabla \phi$ $\frac{d}{dt} (m \mathbf{v}) = -\nabla \phi$
 $\frac{d}{dt} (m \mathbf{v}) = -\nabla \phi$ $\frac{d}{dt} (m \mathbf{v}) = -\nabla \phi$
 $\frac{d}{dt} (m \mathbf{v}) = -\nabla \phi$ $\frac{d}{dt} (m \mathbf{v}) = -\nabla \phi$
 $\frac{d}{dt} (m \mathbf{v}) = -\nabla \phi$ $\frac{d}{dt} (m \mathbf{v}) = -\nabla \phi$

1. $\frac{d}{dt} \left(\frac{1}{2} m v^2 \right) = m v \frac{dv}{dt} = m v a$ (Newton's 2nd law)

Stimuli. ψ_1 (7.05, 10.65, 12.45, 14.25, 22.35) and ψ_2 (7.05, 10.65, 12.45, 14.25, 22.35) were used as stimuli. The stimuli were presented in a 3x3 grid. The stimuli were presented in a 3x3 grid. The stimuli were presented in a 3x3 grid.

Design. The design was a 3x3 grid. The design was a 3x3 grid. The design was a 3x3 grid. The design was a 3x3 grid.

Procedure. The procedure was a 3x3 grid. The procedure was a 3x3 grid. The procedure was a 3x3 grid.




Figure 6. Stimuli used in the experiment. The stimuli were presented in a 3x3 grid. The stimuli were presented in a 3x3 grid. The stimuli were presented in a 3x3 grid.

Procedure. ... t t t ... t 1-3,
t t t ... t j t t t t t
t ...

s s | sD s\$
T 3 (i) 3 4 8 7 1
p < .05, F(4, 27) = 3. MS = 6.5
F(4, 27) = 3. SE ... p < .05

GENERAL DISCUSSION

... , ... t ... t t t t t j ... t ... j t 3-
... t ... t ... t ... t ... t ...
... t t t t , t ... , ... , t ... t ...
... t ... t ... j t , ... t ...
... j t ... t t ... j t ... t ...
... t ... t ... t ... t ... t t t
... , ... t t ... , ... t ... t
... t (... , & ... , 1, 3 ... t ... , 1, 2).
... t ... t ... t ... t ... , t ... ,
... t t ... t t t ... t ... t
... t t ... t t t ... t t
... j t j ... t .
... t t ... (... t 1) ... t j ... t t
... t ... t t ... t t ... t t
... t ... t ... j t (...) . j
... t ... t ... t ... j t (...) . t ... t
... t ... t ... t ... t t ... j t
... t , j ... t t ... t ... t ...
... t ... t ... t ... t , ... j t ... t

- ..., & ... (2005). ... *Visual Cognition*, 12, 1235–1254.
- ..., & ... (2001). ... *Nature*, 414, 1, 7–200.
- ... (1, 6), ... & ... (), *Handbook of perception and human performance* (... 21-1–21-57).
- ..., & ... (1,). ... *Nature*, 395, 4, 7–500.
- ..., & ... (2004). ... *Nature*, 428(6, 7), 73–77.

Manuscript received July 2005
Manuscript accepted November 2005
First published online June 2006